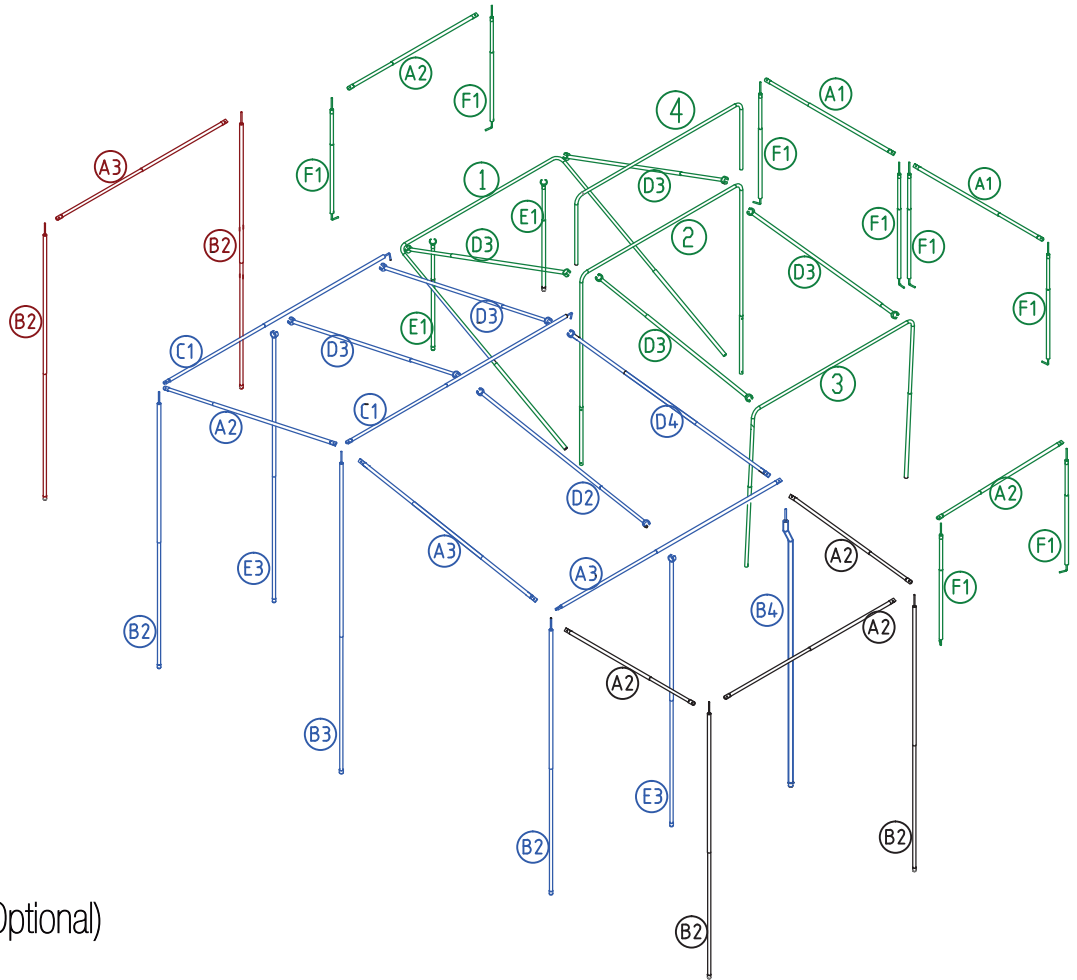





STIRLING GT MK3 TENT SETUP













- Main Tent
- Annexe
- Ensuite
- Kids Room (Optional)


Main Tent - Bow Poles not shown

- NO# 4  x1
- NO# D3  x4
- NO# E1  x2

Awning One

- NO# A2  x1
- NO# A3  x2
- NO# B2  x2
- NO# B3  x1
- NO# B4  x1
- NO# C1  x2
- NO# D2  x1
- NO# D3  x2
- NO# D4  x1
- NO# E3  x2



Ensuite

- NO# A2  x3
- NO# B2  x2



Kids Room (optional extra)


- NO# A3  x1
- NO# B2  x2

Window Cover (makes 2)

- NO# F1  x4
- NO# A2  x2

Window Cover type 1 (makes 2)

- NO# F1  x4
- NO# A1  x2



Ezy Hint

Prior to embarking on your first camping trip make sure you weather your canvas by wetting it down with a hose & letting it dry out atleast 2 times.



Please note: Kids Room is not included in the standard package. It must be optioned in if required. Speak to your sales rep for pricing & availability.